








Paint Finishing: Small Areas

1		<p>Initial Defect Removal</p> <p>DA sand the repair area with a 3 in. P1500 finishing film disc, removing all paint defects. Wipe panel clean. When using 3M™ Trizact™ Abrasives, use a light mist of water while sanding to avoid clogging of the disc.</p>
2		<p>Scratch Refinement P3000</p> <p>Refine the P1500 scratches with a DA and a 3 in. P3000 3M™ Trizact™ Foam Disc used damp with a soft interface pad. Wipe panel clean.</p>
3		<p>Scratch Refinement 5000 (Optional)</p> <p>Refine the P3000 scratches with a DA and a 3 in. 5000 3M™ Trizact™ Foam Disc used damp with a soft interface pad. To thoroughly remove previous scratches go over each area five times. The use of P3000 is required prior to 5000 for best results.</p>
4		<p>Buff</p> <p>Compound the repair area with a 3 in. polisher. Use a 3 in. foam compound pad and the appropriate rubbing compound. Wipe panel clean.</p>
5		<p>Polish</p> <p>Polish the repair area with a 3 in. polisher. Use a 3 in. black foam polishing pad and the appropriate machine polish. Wipe panel clean with a yellow microfiber cloth.</p>
6		<p>Swirl Elimination</p> <p>Ultrafine polish the repair area with a 3 in. polisher. Use a 3 in. blue foam polishing pad and ultrafine machine polish. Leave a light film of polish on the surface and wipe the panel clean with a blue microfiber cloth.</p>
7		<p>Final Detail</p> <p>Clean sling from adjacent panels and door jamb areas. Doing this immediately after the repair will greatly improve the ease of this step.</p>

Visit 3MCollision.com for more SOPs and videos

Product List

- 3M™ Trizact™ Hookit™ Clear Coat Sanding Disc, 3 in., P1500 grit, PN 02094 

- 3M™ Hookit™ Finishing Film Disc, 3 in., P1500 grit, PN 00907 

- 3M™ Hookit™ Soft Interface Pad, 3 in., PN 05771 

- 3M™ Pistol Grip Disc Sander, PN 33577 

- 3M™ Trizact™ Hookit™ Foam Disc, 3 in., 3000 grit, PN 02087; 5000 grit, PN 30362 

- 3M™ Perfect-It™ Rubbing Compound, 1 qt., PN 06085 

- 3M™ Perfect-It™ EX Rubbing Compound, 1 qt., PN 36060 

- 3M™ Perfect-It™ Foam Buffing Pad, Single Sided, 3 in., PN 05759 

- 3M™ Perfect-It™ Machine Polish, 1 qt., PN 06064 


- 3M™ Perfect-It™ Foam Polishing Pad, Single Sided, 3 in., PN 05726 


- 3M™ Perfect-It™ Jumbo Detailing Cloth, PN 06018 


- 3M™ Perfect-It™ Ultrafine Machine Polish, 1 qt., PN 06068 

- 3M™ Perfect-It™ Ultrafine Foam Polishing Pad, Single Sided, 3 in., PN 05760 

Think About Your Health

- 3M™ E-A-R™ Skull Screws™ Ear Plug, PN P1300 

- 3M™ Half Facepiece Respirator, PN 07182 

- 3M™ Virtua™ CCS Protective Eyewear with Foam Gasket, PN 11872 

Not a complete list. Select protective eyewear, appropriate gloves, hearing protection, respirator and protective clothing based on your job and exposure assessment.

Individual Product Instruction and Safety Information

For individual product instructions and applicable precautions see product labels and associated literature for the individual product at www.3MCollision.com

For product material safety data sheets see www.3MCollision.com

Technical Information: The technical information, recommendations and other statements contained in this document are based upon tests or experience that 3M believes are reliable, but the accuracy or completeness of such information is not guaranteed.

Product Use: Many factors beyond 3M's control and uniquely within user's knowledge and control can affect the use and performance of a 3M product in a particular application. Given the variety of factors that can affect the use and performance of a 3M product, user is solely responsible for evaluating the 3M product and determining whether it is fit for a particular purpose and suitable for user's method of application.

Warranty, Limited Remedy and Disclaimer: Unless an additional warranty is specifically stated on the applicable 3M product packaging or product literature, 3M warrants that each 3M product meets the applicable 3M product specification at the time 3M ships the product. 3M MAKES NO OTHER WARRANTIES OR CONDITIONS, EXPRESS OR IMPLIED, INCLUDING, BUT NOT LIMITED TO, ANY IMPLIED WARRANTY OR CONDITION OF MERCHANTABILITY OR FITNESS FOR A PARTICULAR PURPOSE OR ANY IMPLIED WARRANTY OR CONDITION ARISING OUT OF A COURSE OF DEALING, CUSTOM OR USAGE OF TRADE. If the 3M product does not conform to this warranty, then the sole and exclusive remedy is, at 3M's option, replacement of the 3M product or refund of the purchase price.

Limitation of Liability: Except where prohibited by law, 3M will not be liable for any loss or damage arising from the 3M product, whether direct, indirect, special, incidental or consequential, regardless of the legal theory asserted, including warranty, contract, negligence or strict liability.



**3M Automotive
Aftermarket Division**
3M Center
Building 223-6N-01
St. Paul, MN 55144-1000
U.S.A.
www.3MCollision.com

Please recycle. Printed in U.S.A.
© 3M 2015. All rights reserved.
(Rev 9/2015)

3M, Accuspray, Body Schutz, Cubitron, E-A-R, Hookit, Lexa, Platinum, PPS, Rocker Gard, Roloc, Scotch, Scotchblok, ScotchBlue, Scotch-Brite, Skull Screws and Trizact are trademarks of 3M Company